

Acquisition Overview

Jul 12, 2020 - Aug 10, 2020

All Users
100.00% Users

Primary Dimension:

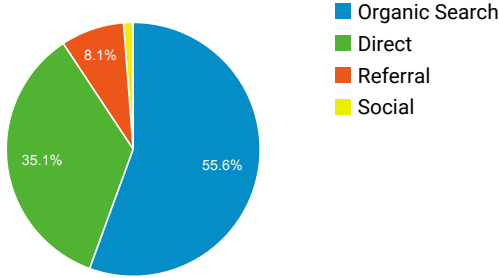
Conversion:

Top Channels ▾

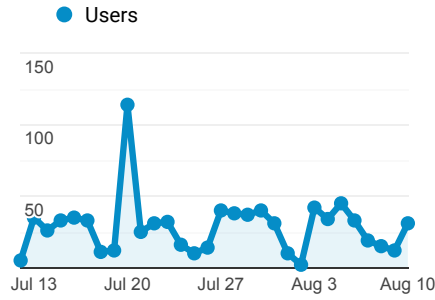
All Goals ▾

[Edit Channel Grouping](#)

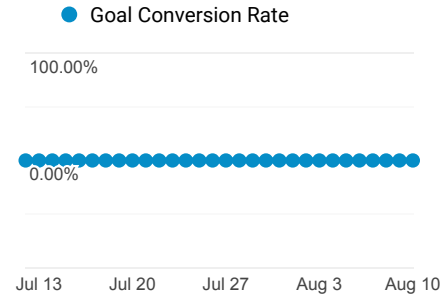
Top Channels



Users



Conversions



Acquisition

Behavior

	Users ↓	New Users ↓	Sessions ↓	Bounce Rate ↓	Pages / Session ↓	Avg. Session Duration ↓
	814	788	912	62.50%	2.05	00:01:11
1 Organic Search	454	<div style="width: 58%;"></div>		54.76%	<div style="width: 70%;"></div>	
2 Direct	287	<div style="width: 35%;"></div>		78.36%	<div style="width: 95%;"></div>	
3 Referral	66	<div style="width: 8%;"></div>		51.90%	<div style="width: 65%;"></div>	
4 Social	10	<div style="width: 1%;"></div>		61.54%	<div style="width: 75%;"></div>	

Conversions



Set up a goal.

To see outcome metrics, define one or more goals.

[GET STARTED](#)

To see all 4 Channels click [here](#).